

# Coaxial Low Pass Filter

## BLP-10.7+

50Ω DC to 11 MHz



### Maximum Ratings

Operating Temperature	-55°C to 100°C
Storage Temperature	-55°C to 100°C
RF Power Input	0.5W max.

Permanent damage may occur if any of these limits are exceeded.

### Features

- rugged shielded case
- other standard and custom BLP models available with wide selection of fco

### Applications

- test equipment
- lab use
- video equipment

CASE STYLE: FF55

Connectors	Model	Price	Qty.
BNC	BLP-10.7+	\$32.95 ea.	(1-9)

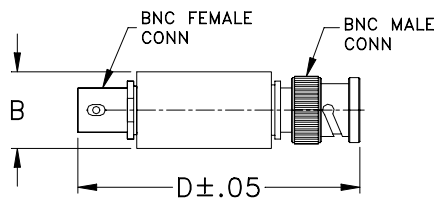
**+ RoHS compliant in accordance with EU Directive (2002/95/EC)**

The +Suffix has been added in order to identify RoHS Compliance. See our web site for RoHS Compliance methodologies and qualifications.

### Low Pass Filter Electrical Specifications

PASSBAND (MHz)	fco (MHz) Nom.	STOPBAND (MHz)		VSWR (:1)	
		(loss > 20 dB)	(loss > 40 dB)	Passband Typ.	Stopband Typ.
DC-11	14	19-24	24-200	1.7	18

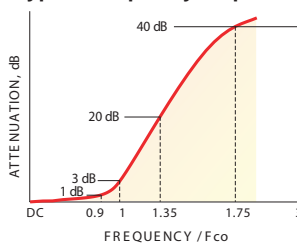
### Outline Drawing



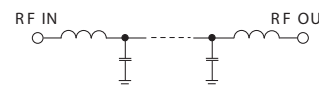
### Outline Dimensions (inch/mm)

B	D	wt
.54	2.59	grams
13.72	65.79	40.0

### typical frequency response

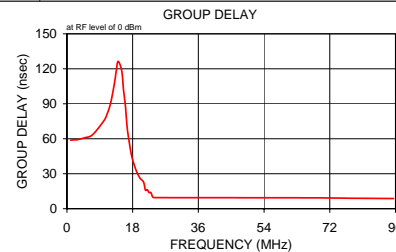
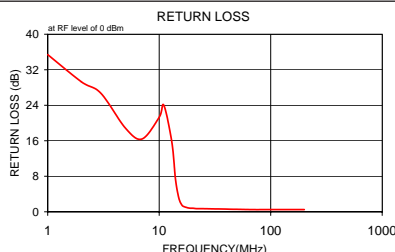


### electrical schematic



### Typical Performance Data

Frequency (MHz)	Insertion Loss (dB)		Return Loss (dB)	Frequency (MHz)	Group Delay (nsec)
	$\bar{x}$	$\sigma$			
1.00	0.07	0.1	35.4	1.00	58.80
2.00	0.09	0.1	29.3	2.00	59.10
3.00	0.12	0.1	26.7	3.00	59.27
5.00	0.32	0.1	18.8	5.00	60.97
7.00	0.47	0.1	16.4	7.00	63.36
10.00	0.65	0.1	21.3	10.00	74.88
11.00	0.75	0.1	24.0	11.00	81.22
13.00	1.40	0.2	15.6	12.00	91.07
14.00	2.93	0.6	7.4	13.00	107.18
15.00	6.69	1.2	3.1	13.50	117.87
16.00	11.80	1.5	1.5	14.00	126.32
17.00	17.23	1.5	1.1	15.00	118.46
17.50	19.81	1.6	1.0	15.50	101.87
18.00	22.31	1.6	0.9	16.00	88.38
19.00	27.01	1.7	0.8	16.50	69.67
20.00	31.35	1.7	0.8	17.00	58.26
21.50	37.46	1.8	0.7	17.50	48.58
22.50	41.58	2.0	0.7	18.00	41.98
23.00	43.42	2.0	0.7	19.00	32.50
23.50	45.39	2.3	0.7	20.00	26.26
24.00	47.26	2.3	0.7	21.00	22.78
67.50	69.85	8.9	0.5	21.50	15.91
89.50	68.74	2.9	0.5	22.00	16.35
111.50	69.81	2.2	0.5	22.50	13.87
133.50	73.98	3.2	0.5	23.00	13.79
156.00	74.31	4.9	0.5	23.50	9.85
167.00	77.32	6.1	0.5	24.00	9.53
178.00	71.38	2.8	0.5	67.50	9.31
189.00	75.13	2.8	0.5	78.50	8.98
200.00	72.96	2.1	0.5	89.50	8.70



P.O. Box 350166, Brooklyn, New York 11235-0003 (718) 934-4500 Fax (718) 332-4661 The Design Engineers Search Engine Provides ACTUAL Data Instantly at [minicircuits.com](http://minicircuits.com)

IF/RF MICROWAVE COMPONENTS

For detailed performance specs & shopping online see web site

**Notes:** 1. Performance and quality attributes and conditions not expressly stated in this specification sheet are intended to be excluded and do not form a part of this specification sheet. 2. Electrical specifications and performance data contained herein are based on Mini-Circuit's applicable established test performance criteria and measurement instructions. 3. The parts covered by this specification sheet are subject to Mini-Circuit's standard limited warranty and terms and conditions (collectively, "Standard Terms"); Purchasers of this part are entitled to the rights and benefits contained therein. For a full statement of the Standard Terms and the exclusive rights and remedies thereunder, please visit Mini-Circuit's website at [www.minicircuits.com/MCLStore/terms.jsp](http://www.minicircuits.com/MCLStore/terms.jsp).

REV. A  
M108294  
BLP-10.7+  
090818